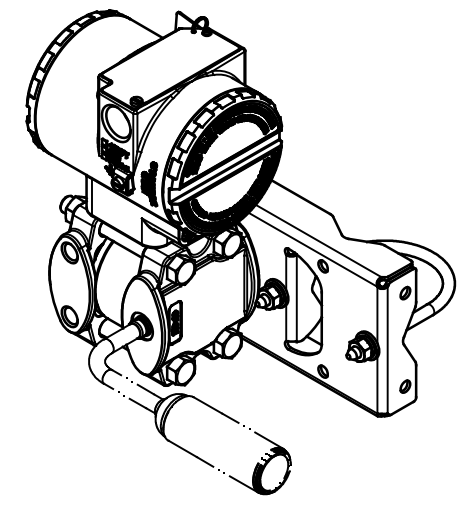
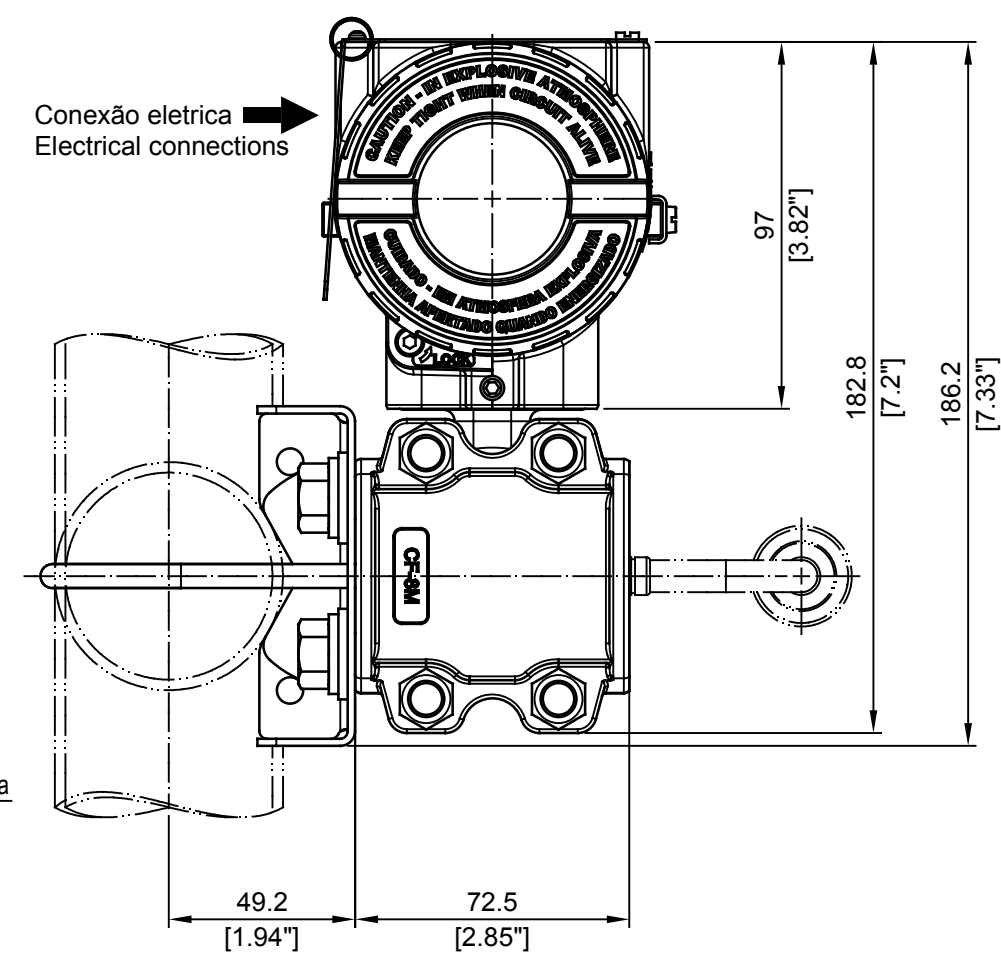
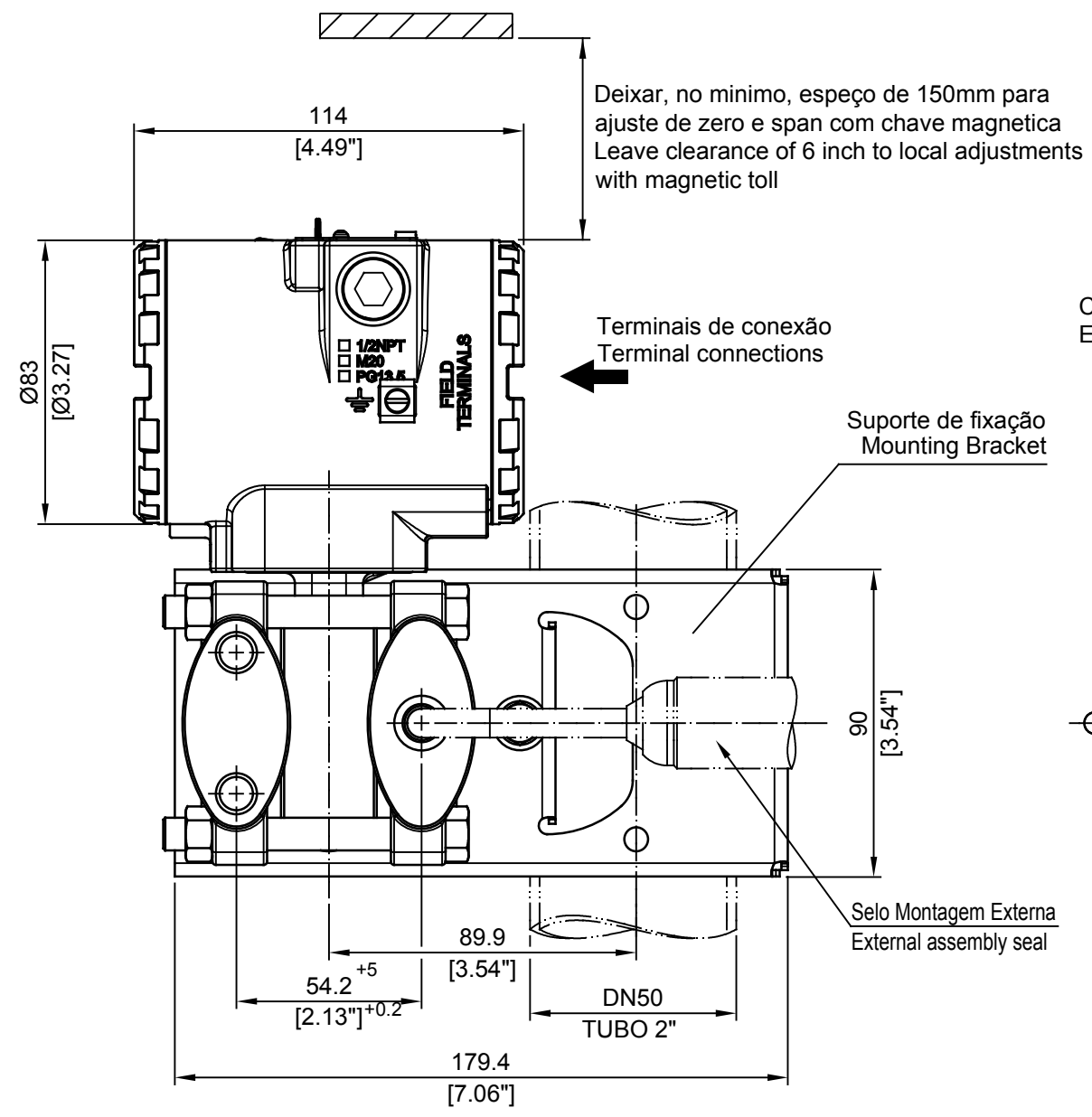


A	B	C	D	E	F	G	H	L	J	K	L
							REV. 1-ALTER. SUPORTE - ALT-DM-0087/2008				
							REV. 2-ALTER. GEOMETRIA FLANGES DO TRANSMISSOR - ALT-DD-0016/2010				
							REV. 3-ALTER. TITULO E GEOMETRIA FLANGES - ALT-0440/14				
							REV. 4-ACRESC NOTAS E TITULO EM INGLES - ALT-0821/2021				



NOTAS:  
AS DIMENSÕES SÃO EM mm (POLEGADAS)  
DIMENSIONS ARE IN mm (INCH)

4	GUSKA 03 / 05 / 2021	P.MISAWA 03 / 05 / 2021	GERAL	DESENHO	PROJETO	VERIFIC.	APROVAÇÃO	 OS DESENHO N° 101-B-5382-04 ESC 1:2   FL /
3	GUSKA 25 / 08 / 2014	P.MISAWA 11 / 03 / 2015	GERAL	EDNA	EDNA	GUSKA	P.MISAWA	
2	GUSKA 05 / 04 / 2010	P.MISAWA 05 / 04 / 2010	GERAL	CLIENTE				
1	GUSKA 25 / 08 / 2008	P.MISAWA 25 / 08 / 2008	GERAL	EQUIPAMENTO LD300 SERIES				
REV	PROJETO	APROVAÇÃO	AREA	DIMENSIONAL LD30XA/M SELO VR ENCAIXE SOLDA LD30XA/M FLANGE WELD ASSEMBLY				